

1





Handwritten musical notation on a staff, including notes and rests.

Handwritten musical notation on a staff, including notes and rests.

Handwritten musical notation on a staff, including notes and rests.

Handwritten musical notation on a staff, including notes and rests.

Handwritten musical notation on a staff, including notes and rests.

Handwritten musical notation on a staff, including notes and rests.

Handwritten musical notation on a staff, including notes and rests.

Handwritten musical notation on a staff, including notes and rests.





X 2

Handwritten text on the first line, including a circled 'X' and a '2' above it.

Handwritten text on the second line.

Handwritten text on the third line.

Handwritten text on the fourth line.

Handwritten text on the fifth line.

Handwritten text on the sixth line.

Handwritten text on the seventh line.

Handwritten text on the eighth line.

The first part of the paper is devoted to a study of the  
 properties of the function  $f(x)$  defined by the equation  
 $f(x) = \int_0^x f(t) dt$ . It is shown that  $f(x)$  is a  
 constant function. The second part of the paper is devoted  
 to a study of the function  $f(x)$  defined by the equation  
 $f(x) = \int_0^x f(t) dt + x$ . It is shown that  $f(x)$  is a  
 linear function. The third part of the paper is devoted  
 to a study of the function  $f(x)$  defined by the equation  
 $f(x) = \int_0^x f(t) dt + x^2$ . It is shown that  $f(x)$  is a  
 quadratic function. The fourth part of the paper is devoted  
 to a study of the function  $f(x)$  defined by the equation  
 $f(x) = \int_0^x f(t) dt + x^3$ . It is shown that  $f(x)$  is a  
 cubic function. The fifth part of the paper is devoted  
 to a study of the function  $f(x)$  defined by the equation  
 $f(x) = \int_0^x f(t) dt + x^4$ . It is shown that  $f(x)$  is a  
 quartic function. The sixth part of the paper is devoted  
 to a study of the function  $f(x)$  defined by the equation  
 $f(x) = \int_0^x f(t) dt + x^5$ . It is shown that  $f(x)$  is a  
 quintic function. The seventh part of the paper is devoted  
 to a study of the function  $f(x)$  defined by the equation  
 $f(x) = \int_0^x f(t) dt + x^6$ . It is shown that  $f(x)$  is a  
 sextic function. The eighth part of the paper is devoted  
 to a study of the function  $f(x)$  defined by the equation  
 $f(x) = \int_0^x f(t) dt + x^7$ . It is shown that  $f(x)$  is a  
 septic function. The ninth part of the paper is devoted  
 to a study of the function  $f(x)$  defined by the equation  
 $f(x) = \int_0^x f(t) dt + x^8$ . It is shown that  $f(x)$  is a  
 octic function. The tenth part of the paper is devoted  
 to a study of the function  $f(x)$  defined by the equation  
 $f(x) = \int_0^x f(t) dt + x^9$ . It is shown that  $f(x)$  is a  
 nonic function.



$\int \frac{1}{x^2} dx = \int x^{-2} dx = \frac{x^{-2+1}}{-2+1} = \frac{x^{-1}}{-1} = -\frac{1}{x} + C$   
 Misalkan  $\int \frac{1}{x^2} dx = -\frac{1}{x} + C$  maka  $\frac{d}{dx}(-\frac{1}{x} + C) = \frac{1}{x^2}$   
 $\int \frac{1}{x^3} dx = \int x^{-3} dx = \frac{x^{-3+1}}{-3+1} = \frac{x^{-2}}{-2} = -\frac{1}{2x^2} + C$   
 Misalkan  $\int \frac{1}{x^3} dx = -\frac{1}{2x^2} + C$  maka  $\frac{d}{dx}(-\frac{1}{2x^2} + C) = \frac{1}{x^3}$   
 $\int \frac{1}{x^4} dx = \int x^{-4} dx = \frac{x^{-4+1}}{-4+1} = \frac{x^{-3}}{-3} = -\frac{1}{3x^3} + C$   
 Misalkan  $\int \frac{1}{x^4} dx = -\frac{1}{3x^3} + C$  maka  $\frac{d}{dx}(-\frac{1}{3x^3} + C) = \frac{1}{x^4}$   
 $\int \frac{1}{x^5} dx = \int x^{-5} dx = \frac{x^{-5+1}}{-5+1} = \frac{x^{-4}}{-4} = -\frac{1}{4x^4} + C$   
 Misalkan  $\int \frac{1}{x^5} dx = -\frac{1}{4x^4} + C$  maka  $\frac{d}{dx}(-\frac{1}{4x^4} + C) = \frac{1}{x^5}$   
 $\int \frac{1}{x^6} dx = \int x^{-6} dx = \frac{x^{-6+1}}{-6+1} = \frac{x^{-5}}{-5} = -\frac{1}{5x^5} + C$   
 Misalkan  $\int \frac{1}{x^6} dx = -\frac{1}{5x^5} + C$  maka  $\frac{d}{dx}(-\frac{1}{5x^5} + C) = \frac{1}{x^6}$   
 $\int \frac{1}{x^7} dx = \int x^{-7} dx = \frac{x^{-7+1}}{-7+1} = \frac{x^{-6}}{-6} = -\frac{1}{6x^6} + C$   
 Misalkan  $\int \frac{1}{x^7} dx = -\frac{1}{6x^6} + C$  maka  $\frac{d}{dx}(-\frac{1}{6x^6} + C) = \frac{1}{x^7}$   
 $\int \frac{1}{x^8} dx = \int x^{-8} dx = \frac{x^{-8+1}}{-8+1} = \frac{x^{-7}}{-7} = -\frac{1}{7x^7} + C$   
 Misalkan  $\int \frac{1}{x^8} dx = -\frac{1}{7x^7} + C$  maka  $\frac{d}{dx}(-\frac{1}{7x^7} + C) = \frac{1}{x^8}$   
 $\int \frac{1}{x^9} dx = \int x^{-9} dx = \frac{x^{-9+1}}{-9+1} = \frac{x^{-8}}{-8} = -\frac{1}{8x^8} + C$   
 Misalkan  $\int \frac{1}{x^9} dx = -\frac{1}{8x^8} + C$  maka  $\frac{d}{dx}(-\frac{1}{8x^8} + C) = \frac{1}{x^9}$   
 $\int \frac{1}{x^{10}} dx = \int x^{-10} dx = \frac{x^{-10+1}}{-10+1} = \frac{x^{-9}}{-9} = -\frac{1}{9x^9} + C$   
 Misalkan  $\int \frac{1}{x^{10}} dx = -\frac{1}{9x^9} + C$  maka  $\frac{d}{dx}(-\frac{1}{9x^9} + C) = \frac{1}{x^{10}}$

Handwritten title at the top of the page, possibly a name or subject.

Handwritten musical notation on a set of five-line staves. The notation includes various notes, rests, and symbols, characteristic of a musical score. The handwriting is in a cursive style.

खण्ड 2

1.  $\frac{1}{x^2} + \frac{1}{x^3} + \frac{1}{x^4} + \dots$

2.  $\frac{1}{x^2} + \frac{1}{x^3} + \frac{1}{x^4} + \dots$

3.  $\frac{1}{x^2} + \frac{1}{x^3} + \frac{1}{x^4} + \dots$

4.  $\frac{1}{x^2} + \frac{1}{x^3} + \frac{1}{x^4} + \dots$  (A)

(NSA)

5.  $\frac{1}{x^2} + \frac{1}{x^3} + \frac{1}{x^4} + \dots$

6.  $\frac{1}{x^2} + \frac{1}{x^3} + \frac{1}{x^4} + \dots$

7.  $\frac{1}{x^2} + \frac{1}{x^3} + \frac{1}{x^4} + \dots$

8.  $\frac{1}{x^2} + \frac{1}{x^3} + \frac{1}{x^4} + \dots$

5

$\frac{1}{2} \frac{1}{3} \frac{1}{4} \frac{1}{5} \frac{1}{6} \frac{1}{7} \frac{1}{8} \frac{1}{9} \frac{1}{10} \frac{1}{11} \frac{1}{12} \frac{1}{13} \frac{1}{14} \frac{1}{15} \frac{1}{16} \frac{1}{17} \frac{1}{18} \frac{1}{19} \frac{1}{20}$   
 To determine the number of eggs in a nest, the number of

eggs in the nest is equal to the number of eggs in the nest.

$\frac{1}{2} \frac{1}{3} \frac{1}{4} \frac{1}{5} \frac{1}{6} \frac{1}{7} \frac{1}{8} \frac{1}{9} \frac{1}{10} \frac{1}{11} \frac{1}{12} \frac{1}{13} \frac{1}{14} \frac{1}{15} \frac{1}{16} \frac{1}{17} \frac{1}{18} \frac{1}{19} \frac{1}{20}$   
 a fraction of

$\frac{1}{2} \frac{1}{3} \frac{1}{4} \frac{1}{5} \frac{1}{6} \frac{1}{7} \frac{1}{8} \frac{1}{9} \frac{1}{10} \frac{1}{11} \frac{1}{12} \frac{1}{13} \frac{1}{14} \frac{1}{15} \frac{1}{16} \frac{1}{17} \frac{1}{18} \frac{1}{19} \frac{1}{20}$   
 the number of

$\frac{1}{2} \frac{1}{3} \frac{1}{4} \frac{1}{5} \frac{1}{6} \frac{1}{7} \frac{1}{8} \frac{1}{9} \frac{1}{10} \frac{1}{11} \frac{1}{12} \frac{1}{13} \frac{1}{14} \frac{1}{15} \frac{1}{16} \frac{1}{17} \frac{1}{18} \frac{1}{19} \frac{1}{20}$   
 the number of

$\frac{1}{2} \frac{1}{3} \frac{1}{4} \frac{1}{5} \frac{1}{6} \frac{1}{7} \frac{1}{8} \frac{1}{9} \frac{1}{10} \frac{1}{11} \frac{1}{12} \frac{1}{13} \frac{1}{14} \frac{1}{15} \frac{1}{16} \frac{1}{17} \frac{1}{18} \frac{1}{19} \frac{1}{20}$   
 the number of

$\frac{1}{2} \frac{1}{3} \frac{1}{4} \frac{1}{5} \frac{1}{6} \frac{1}{7} \frac{1}{8} \frac{1}{9} \frac{1}{10} \frac{1}{11} \frac{1}{12} \frac{1}{13} \frac{1}{14} \frac{1}{15} \frac{1}{16} \frac{1}{17} \frac{1}{18} \frac{1}{19} \frac{1}{20}$   
 the number of

$\frac{1}{2} \frac{1}{3} \frac{1}{4} \frac{1}{5} \frac{1}{6} \frac{1}{7} \frac{1}{8} \frac{1}{9} \frac{1}{10} \frac{1}{11} \frac{1}{12} \frac{1}{13} \frac{1}{14} \frac{1}{15} \frac{1}{16} \frac{1}{17} \frac{1}{18} \frac{1}{19} \frac{1}{20}$   
 the number of

1.  $\frac{1}{x^2} = x^{-2}$   $\frac{d}{dx} x^{-2} = -2x^{-3} = -\frac{2}{x^3}$   
 2.  $\frac{1}{x^3} = x^{-3}$   $\frac{d}{dx} x^{-3} = -3x^{-4} = -\frac{3}{x^4}$   
 3.  $\frac{1}{x^4} = x^{-4}$   $\frac{d}{dx} x^{-4} = -4x^{-5} = -\frac{4}{x^5}$   
 4.  $\frac{1}{x^5} = x^{-5}$   $\frac{d}{dx} x^{-5} = -5x^{-6} = -\frac{5}{x^6}$   
 5.  $\frac{1}{x^6} = x^{-6}$   $\frac{d}{dx} x^{-6} = -6x^{-7} = -\frac{6}{x^7}$   
 6.  $\frac{1}{x^7} = x^{-7}$   $\frac{d}{dx} x^{-7} = -7x^{-8} = -\frac{7}{x^8}$   
 7.  $\frac{1}{x^8} = x^{-8}$   $\frac{d}{dx} x^{-8} = -8x^{-9} = -\frac{8}{x^9}$   
 8.  $\frac{1}{x^9} = x^{-9}$   $\frac{d}{dx} x^{-9} = -9x^{-10} = -\frac{9}{x^{10}}$   
 9.  $\frac{1}{x^{10}} = x^{-10}$   $\frac{d}{dx} x^{-10} = -10x^{-11} = -\frac{10}{x^{11}}$

7 →  $\frac{1}{x^2} = x^{-2}$   $\frac{d}{dx} x^{-2} = -2x^{-3} = -\frac{2}{x^3}$

$\frac{d}{dx} \frac{1}{x^3} = \frac{d}{dx} x^{-3} = -3x^{-4} = -\frac{3}{x^4}$

$\frac{d}{dx} \frac{1}{x^4} = \frac{d}{dx} x^{-4} = -4x^{-5} = -\frac{4}{x^5}$

$\frac{d}{dx} \frac{1}{x^5} = \frac{d}{dx} x^{-5} = -5x^{-6} = -\frac{5}{x^6}$

$\frac{d}{dx} \frac{1}{x^6} = \frac{d}{dx} x^{-6} = -6x^{-7} = -\frac{6}{x^7}$

$\frac{d}{dx} \frac{1}{x^7} = \frac{d}{dx} x^{-7} = -7x^{-8} = -\frac{7}{x^8}$

$\frac{d}{dx} \frac{1}{x^8} = \frac{d}{dx} x^{-8} = -8x^{-9} = -\frac{8}{x^9}$

$\frac{d}{dx} \frac{1}{x^9} = \frac{d}{dx} x^{-9} = -9x^{-10} = -\frac{9}{x^{10}}$

8

8

1  
Zurück zu den 2 3 4 5 6 7 8 9 10 11 12 13 14 15 16 17 18 19 20 21 22 23 24 25 26 27 28 29 30 31 32 33 34 35 36 37 38 39 40 41 42 43 44 45 46 47 48 49 50 51 52 53 54 55 56 57 58 59 60 61 62 63 64 65 66 67 68 69 70 71 72 73 74 75 76 77 78 79 80 81 82 83 84 85 86 87 88 89 90 91 92 93 94 95 96 97 98 99 100

1 2 3 4 5 6 7 8 9 10 11 12 13 14 15 16 17 18 19 20 21 22 23 24 25 26 27 28 29 30 31 32 33 34 35 36 37 38 39 40 41 42 43 44 45 46 47 48 49 50 51 52 53 54 55 56 57 58 59 60 61 62 63 64 65 66 67 68 69 70 71 72 73 74 75 76 77 78 79 80 81 82 83 84 85 86 87 88 89 90 91 92 93 94 95 96 97 98 99 100

1 2 3 4 5 6 7 8 9 10 11 12 13 14 15 16 17 18 19 20 21 22 23 24 25 26 27 28 29 30 31 32 33 34 35 36 37 38 39 40 41 42 43 44 45 46 47 48 49 50 51 52 53 54 55 56 57 58 59 60 61 62 63 64 65 66 67 68 69 70 71 72 73 74 75 76 77 78 79 80 81 82 83 84 85 86 87 88 89 90 91 92 93 94 95 96 97 98 99 100

1 2 3 4 5 6 7 8 9 10 11 12 13 14 15 16 17 18 19 20 21 22 23 24 25 26 27 28 29 30 31 32 33 34 35 36 37 38 39 40 41 42 43 44 45 46 47 48 49 50 51 52 53 54 55 56 57 58 59 60 61 62 63 64 65 66 67 68 69 70 71 72 73 74 75 76 77 78 79 80 81 82 83 84 85 86 87 88 89 90 91 92 93 94 95 96 97 98 99 100

1 2 3 4 5 6 7 8 9 10 11 12 13 14 15 16 17 18 19 20 21 22 23 24 25 26 27 28 29 30 31 32 33 34 35 36 37 38 39 40 41 42 43 44 45 46 47 48 49 50 51 52 53 54 55 56 57 58 59 60 61 62 63 64 65 66 67 68 69 70 71 72 73 74 75 76 77 78 79 80 81 82 83 84 85 86 87 88 89 90 91 92 93 94 95 96 97 98 99 100

1 2 3 4 5 6 7 8 9 10 11 12 13 14 15 16 17 18 19 20 21 22 23 24 25 26 27 28 29 30 31 32 33 34 35 36 37 38 39 40 41 42 43 44 45 46 47 48 49 50 51 52 53 54 55 56 57 58 59 60 61 62 63 64 65 66 67 68 69 70 71 72 73 74 75 76 77 78 79 80 81 82 83 84 85 86 87 88 89 90 91 92 93 94 95 96 97 98 99 100

1 2 3 4 5 6 7 8 9 10 11 12 13 14 15 16 17 18 19 20 21 22 23 24 25 26 27 28 29 30 31 32 33 34 35 36 37 38 39 40 41 42 43 44 45 46 47 48 49 50 51 52 53 54 55 56 57 58 59 60 61 62 63 64 65 66 67 68 69 70 71 72 73 74 75 76 77 78 79 80 81 82 83 84 85 86 87 88 89 90 91 92 93 94 95 96 97 98 99 100

1 2 3 4 5 6 7 8 9 10 11 12 13 14 15 16 17 18 19 20 21 22 23 24 25 26 27 28 29 30 31 32 33 34 35 36 37 38 39 40 41 42 43 44 45 46 47 48 49 50 51 52 53 54 55 56 57 58 59 60 61 62 63 64 65 66 67 68 69 70 71 72 73 74 75 76 77 78 79 80 81 82 83 84 85 86 87 88 89 90 91 92 93 94 95 96 97 98 99 100





12

I am writing this to you because I have been thinking  
 about you very much lately. I hope you are well  
 and happy. I have been very busy lately but I  
 will try to write to you more often. I have  
 been thinking about you very much lately. I  
 hope you are well and happy. I have been  
 very busy lately but I will try to write to  
 you more often. I have been thinking about  
 you very much lately. I hope you are well  
 and happy. I have been very busy lately  
 but I will try to write to you more often.  
 I have been thinking about you very much  
 lately. I hope you are well and happy. I  
 have been very busy lately but I will try  
 to write to you more often. I have been  
 thinking about you very much lately. I  
 hope you are well and happy. I have been  
 very busy lately but I will try to write to  
 you more often. I have been thinking about  
 you very much lately. I hope you are well  
 and happy. I have been very busy lately  
 but I will try to write to you more often.

M

Handwritten musical score for a string quartet, consisting of eight staves. The lyrics are in German and appear to be a setting of a hymn or prayer. The notation includes various note values, rests, and bar lines.

The lyrics are:

Herr Jesu Christ, dich zu uns wend  
 und laß uns nicht verlassen sein  
 denn du bist unser Leben und  
 unser Heil und unser Schutz  
 und unser Trost und unser Licht  
 und unser Leben und unser Heil  
 und unser Trost und unser Licht  
 und unser Leben und unser Heil  
 und unser Trost und unser Licht

1.  $\frac{1}{x^2} = x^{-2}$   
 $\frac{d}{dx} x^{-2} = -2x^{-3} = -\frac{2}{x^3}$

2.  $\frac{1}{x^3} = x^{-3}$   
 $\frac{d}{dx} x^{-3} = -3x^{-4} = -\frac{3}{x^4}$

3.  $\frac{1}{x^4} = x^{-4}$   
 $\frac{d}{dx} x^{-4} = -4x^{-5} = -\frac{4}{x^5}$

4.  $\frac{1}{x^5} = x^{-5}$   
 $\frac{d}{dx} x^{-5} = -5x^{-6} = -\frac{5}{x^6}$

5.  $\frac{1}{x^6} = x^{-6}$   
 $\frac{d}{dx} x^{-6} = -6x^{-7} = -\frac{6}{x^7}$

6.  $\frac{1}{x^7} = x^{-7}$   
 $\frac{d}{dx} x^{-7} = -7x^{-8} = -\frac{7}{x^8}$

7.  $\frac{1}{x^8} = x^{-8}$   
 $\frac{d}{dx} x^{-8} = -8x^{-9} = -\frac{8}{x^9}$

8.  $\frac{1}{x^9} = x^{-9}$   
 $\frac{d}{dx} x^{-9} = -9x^{-10} = -\frac{9}{x^{10}}$

9.  $\frac{1}{x^{10}} = x^{-10}$   
 $\frac{d}{dx} x^{-10} = -10x^{-11} = -\frac{10}{x^{11}}$



Q: [?] [?] [?] [?] [?] [?] [?] [?] [?] [?] [?]  
A: [?] [?] [?] [?] [?] [?] [?] [?] [?] [?] [?]

Q: [?] [?] [?] [?] [?] [?] [?] [?] [?] [?] [?]  
A: [?] [?] [?] [?] [?] [?] [?] [?] [?] [?] [?]

Q: [?] [?] [?] [?] [?] [?] [?] [?] [?] [?] [?]  
A: [?] [?] [?] [?] [?] [?] [?] [?] [?] [?] [?]

Q: [?] [?] [?] [?] [?] [?] [?] [?] [?] [?] [?]  
A: [?] [?] [?] [?] [?] [?] [?] [?] [?] [?] [?]

Q: [?] [?] [?] [?] [?] [?] [?] [?] [?] [?] [?]  
A: [?] [?] [?] [?] [?] [?] [?] [?] [?] [?] [?]

Q: [?] [?] [?] [?] [?] [?] [?] [?] [?] [?] [?]  
A: [?] [?] [?] [?] [?] [?] [?] [?] [?] [?] [?]

Q: [?] [?] [?] [?] [?] [?] [?] [?] [?] [?] [?]  
A: [?] [?] [?] [?] [?] [?] [?] [?] [?] [?] [?]

Q: [?] [?] [?] [?] [?] [?] [?] [?] [?] [?] [?]  
A: [?] [?] [?] [?] [?] [?] [?] [?] [?] [?] [?]

$\frac{1}{2} \frac{d}{dt} \left( \frac{1}{2} m v^2 \right) = \frac{1}{2} m v \frac{dv}{dt}$

$\frac{1}{2} m v \frac{dv}{dt} = \frac{1}{2} m v \frac{dv}{dt}$

$\frac{1}{2} m v \frac{dv}{dt} = \frac{1}{2} m v \frac{dv}{dt}$

$\frac{1}{2} m v \frac{dv}{dt} = \frac{1}{2} m v \frac{dv}{dt}$

$\frac{1}{2} m v \frac{dv}{dt} = \frac{1}{2} m v \frac{dv}{dt}$

$\frac{1}{2} m v \frac{dv}{dt} = \frac{1}{2} m v \frac{dv}{dt}$

$\frac{1}{2} m v \frac{dv}{dt} = \frac{1}{2} m v \frac{dv}{dt}$

$\frac{1}{2} m v \frac{dv}{dt} = \frac{1}{2} m v \frac{dv}{dt}$

Exam 7 Re

Handwritten musical score on ten staves. The notation includes notes, rests, and bar lines. The lyrics are written below the staves. The text is as follows:

1. *Je suis un homme libre*  
 2. *Je suis un homme libre*  
 3. *Je suis un homme libre*  
 4. *Je suis un homme libre*  
 5. *Je suis un homme libre*  
 6. *Je suis un homme libre*  
 7. *Je suis un homme libre*  
 8. *Je suis un homme libre*  
 9. *Je suis un homme libre*  
 10. *Je suis un homme libre*

Apr  
Kare

1. 125 20 110 2 125 20 110 2 125 20 110 2 125 20 110 2  
2. 125 20 110 2 125 20 110 2 125 20 110 2 125 20 110 2

3. 125 20 110 2 125 20 110 2 125 20 110 2 125 20 110 2

4. 125 20 110 2 125 20 110 2 125 20 110 2 125 20 110 2

5. 125 20 110 2 125 20 110 2 125 20 110 2 125 20 110 2

6. 125 20 110 2 125 20 110 2 125 20 110 2 125 20 110 2

7. 125 20 110 2 125 20 110 2 125 20 110 2 125 20 110 2

8. 125 20 110 2 125 20 110 2 125 20 110 2 125 20 110 2

9. 125 20 110 2 125 20 110 2 125 20 110 2 125 20 110 2

10. 125 20 110 2 125 20 110 2 125 20 110 2 125 20 110 2



Handwritten musical notation on a staff with notes and rests. Includes the word "Andante" written in a circle at the end of the staff.

Handwritten musical notation on a staff with notes and rests.

Handwritten musical notation on a staff with notes and rests.

Handwritten musical notation on a staff with notes and rests.

Handwritten musical notation on a staff with notes and rests.

Handwritten musical notation on a staff with notes and rests.

8. The unit  $\bar{c}_k$  is defined by



Viola  
 Bass  
 Bass  
 Bass

B → 482

Bass  
 Bass

Bass  
 Bass

A handwritten musical score on a spiral-bound notebook page. The page contains three staves of music, with the first two staves having a treble clef and the third staff having a bass clef. The notation is dense and includes various notes, rests, and dynamic markings. The first staff begins with a treble clef and a key signature of one flat. The second staff continues the melody with more complex rhythmic patterns. The third staff starts with a bass clef and contains a series of notes, possibly representing a bass line or accompaniment. The handwriting is in dark ink on lined paper.



Handwritten musical notation on a five-line staff. The notes are mostly eighth and sixteenth notes, with some beamed together. Below the staff, there are rhythmic markings: 2, 3, 4, 2 3 4, 2, 4, 2 3 4.

Handwritten musical notation on a five-line staff. The notes are mostly eighth and sixteenth notes. Below the staff, there are rhythmic markings: 2, 3, 4, 2 3 4, 2, 4, 2 3 4.

Handwritten musical notation on a five-line staff. The notes are mostly eighth and sixteenth notes. Below the staff, there are rhythmic markings: 2, 3, 4, 2 3 4, 2, 4, 2 3 4.

Handwritten musical notation on a five-line staff. The notes are mostly eighth and sixteenth notes. Below the staff, there are rhythmic markings: 2, 3, 4, 2 3 4, 2, 4, 2 3 4.

Handwritten musical notation on a staff with notes and rests. Includes the word "A" written below the staff.

Handwritten musical notation on a staff with notes and rests.

Handwritten musical notation on a staff with notes and rests.

Handwritten musical notation on a staff with notes and rests.

Handwritten musical notation on a staff with notes and rests. Includes the word "Hand" written to the left of the staff.

Handwritten musical notation on a staff with notes and rests.





Rec 2

Handwritten musical notation on a five-line staff. The notation includes various notes, rests, and clefs. There are some annotations above the staff, possibly indicating fingerings or dynamics. The notation is somewhat dense and appears to be a sketch or a working draft.

Rec 2

Handwritten musical notation on a five-line staff, similar to the first system. It features notes, rests, and clefs. There are some annotations below the staff, possibly indicating fingerings or dynamics. The notation is somewhat dense and appears to be a sketch or a working draft.

Handwritten notes	5222	2222	2222	2222
Handwritten notes	2222	2222	2222	2222

Handwritten notes on a staff with a treble clef and a key signature of one sharp (F#).

Handwritten notes on a staff with a treble clef and a key signature of one sharp (F#).

Handwritten notes on a staff with a treble clef and a key signature of one sharp (F#).

Handwritten notes on a staff with a treble clef and a key signature of one sharp (F#).

Handwritten notes on a staff with a treble clef and a key signature of one sharp (F#).

Handwritten notes on a staff with a treble clef and a key signature of one sharp (F#).

Handwritten notes on a staff with a treble clef and a key signature of one sharp (F#).

Handwritten notes on a staff with a treble clef and a key signature of one sharp (F#).

Part 2: Time 1: 4m? Score 10

1.  $1 + 2 + 3 + \dots + n = \frac{n(n+1)}{2}$   
2.  $1^2 + 2^2 + 3^2 + \dots + n^2 = \frac{n(n+1)(2n+1)}{6}$

3.  $1 + 2 + 3 + \dots + n = \frac{n(n+1)}{2}$   
4.  $1^2 + 2^2 + 3^2 + \dots + n^2 = \frac{n(n+1)(2n+1)}{6}$

5.  $1 + 2 + 3 + \dots + n = \frac{n(n+1)}{2}$   
6.  $1^2 + 2^2 + 3^2 + \dots + n^2 = \frac{n(n+1)(2n+1)}{6}$

7.  $1 + 2 + 3 + \dots + n = \frac{n(n+1)}{2}$   
8.  $1^2 + 2^2 + 3^2 + \dots + n^2 = \frac{n(n+1)(2n+1)}{6}$

9.  $1 + 2 + 3 + \dots + n = \frac{n(n+1)}{2}$   
10.  $1^2 + 2^2 + 3^2 + \dots + n^2 = \frac{n(n+1)(2n+1)}{6}$

Score 10  
= 3pt

11.  $1 + 2 + 3 + \dots + n = \frac{n(n+1)}{2}$   
12.  $1^2 + 2^2 + 3^2 + \dots + n^2 = \frac{n(n+1)(2n+1)}{6}$

13.  $1 + 2 + 3 + \dots + n = \frac{n(n+1)}{2}$   
14.  $1^2 + 2^2 + 3^2 + \dots + n^2 = \frac{n(n+1)(2n+1)}{6}$

15.  $1 + 2 + 3 + \dots + n = \frac{n(n+1)}{2}$   
16.  $1^2 + 2^2 + 3^2 + \dots + n^2 = \frac{n(n+1)(2n+1)}{6}$



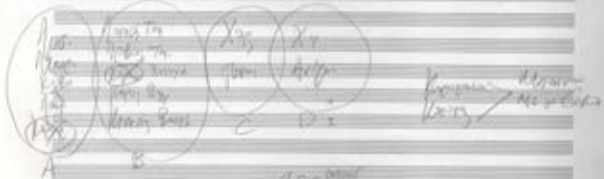


$\frac{4}{3}$   
 1.  $\frac{1}{2} \times \frac{1}{3} = \frac{1}{6}$      $\frac{1}{4} \times \frac{1}{5} = \frac{1}{20}$      $\frac{1}{6} \times \frac{1}{7} = \frac{1}{42}$   
 $\frac{1}{6} \times \frac{1}{7} = \frac{1}{42}$      $\frac{1}{42} \times \frac{1}{5} = \frac{1}{210}$      $\frac{1}{210} \times \frac{1}{3} = \frac{1}{630}$   
 2.  $\frac{1}{2} \times \frac{1}{3} = \frac{1}{6}$      $\frac{1}{4} \times \frac{1}{5} = \frac{1}{20}$      $\frac{1}{6} \times \frac{1}{7} = \frac{1}{42}$   
 $\frac{1}{6} \times \frac{1}{7} = \frac{1}{42}$      $\frac{1}{42} \times \frac{1}{5} = \frac{1}{210}$      $\frac{1}{210} \times \frac{1}{3} = \frac{1}{630}$   
 3.  $\frac{1}{2} \times \frac{1}{3} = \frac{1}{6}$      $\frac{1}{4} \times \frac{1}{5} = \frac{1}{20}$      $\frac{1}{6} \times \frac{1}{7} = \frac{1}{42}$   
 $\frac{1}{6} \times \frac{1}{7} = \frac{1}{42}$      $\frac{1}{42} \times \frac{1}{5} = \frac{1}{210}$      $\frac{1}{210} \times \frac{1}{3} = \frac{1}{630}$


$\frac{1}{2} \times \frac{1}{2} = \frac{1}{4}$        $\frac{1}{2} \times \frac{1}{2} = \frac{1}{4}$        $\frac{1}{2} \times \frac{1}{2} = \frac{1}{4}$        $\frac{1}{2} \times \frac{1}{2} = \frac{1}{4}$


$\frac{1}{2} \times \frac{1}{2} = \frac{1}{4}$        $\frac{1}{2} \times \frac{1}{2} = \frac{1}{4}$        $\frac{1}{2} \times \frac{1}{2} = \frac{1}{4}$        $\frac{1}{2} \times \frac{1}{2} = \frac{1}{4}$


$\frac{1}{2} \times \frac{1}{2} = \frac{1}{4}$        $\frac{1}{2} \times \frac{1}{2} = \frac{1}{4}$        $\frac{1}{2} \times \frac{1}{2} = \frac{1}{4}$        $\frac{1}{2} \times \frac{1}{2} = \frac{1}{4}$























































[The page contains approximately 18 lines of text that have been completely redacted with thick grey bars.]































This image shows a page from a spiral-bound notebook, specifically page 345. The page is ruled with 12 horizontal musical staves. Each staff consists of five parallel lines. The staves are arranged vertically down the page, with a small gap between each one. The paper is off-white and shows signs of use, including some faint smudges and a vertical crease on the left side near the spiral binding. The spiral binding itself is visible on the far left edge of the page.






This image shows a page from a spiral-bound notebook, specifically page 346. The page is filled with 12 horizontal musical staves, each consisting of five lines. The staves are arranged vertically and are completely blank, with no notes or markings. The spiral binding is visible on the left side of the page.














This image shows a page from a spiral-bound notebook, specifically page 349. The page is filled with 15 horizontal musical staves, each consisting of five lines. The staves are arranged vertically and are completely blank, with no notes or markings. The spiral binding is visible on the left side of the page. The paper has a slightly aged, off-white appearance.





















This image shows a page of musical manuscript paper with 15 blank staves. The staves are arranged vertically and are completely empty of any musical notation. The paper is white and has a spiral binding on the left side. The page number '353' is printed in the top right corner.












This image shows a page from a spiral-bound notebook, specifically page 355. The page is filled with 15 horizontal musical staves, each consisting of five lines. The staves are arranged vertically and are completely blank, with no notes or markings. The spiral binding is visible on the left side of the page. The paper has a slightly off-white or cream color.


































2



10/10/10



# Uisayuxi

The musical score consists of ten staves of music. The first staff has five downward-pointing arrows above it. The second staff begins with a treble clef, a key signature of one flat (B-flat), and a 2/4 time signature. The music is written in a non-Latin script, likely a form of Latin American indigenous notation. The lyrics are written below the notes on several staves. The lyrics include:

Kpina... ni...  
 ...  
 ...  
 ...  
 ...  
 ...  
 ...  
 ...

Ex 1.  $\int \frac{1}{x^2} dx = \int x^{-2} dx = \frac{x^{-1}}{-1} + C = -\frac{1}{x} + C$

Ex 2.  $\int \frac{1}{x^3} dx = \int x^{-3} dx = \frac{x^{-2}}{-2} + C = -\frac{1}{2x^2} + C$

Ex 3.  $\int \frac{1}{x^4} dx = \int x^{-4} dx = \frac{x^{-3}}{-3} + C = -\frac{1}{3x^3} + C$

Ex 4.  $\int \frac{1}{x^5} dx = \int x^{-5} dx = \frac{x^{-4}}{-4} + C = -\frac{1}{4x^4} + C$

Blank lined area for further notes or calculations.

Handwritten musical notation on a staff with treble clef, key signature of one sharp (F#), and 6/8 time signature. The notes are:  $\dot{2}$ ,  $\dot{4}$ ,  $\dot{2}$ ,  $\dot{1}$ ,  $\dot{4}$ ,  $\dot{2}$ ,  $\dot{1}$ ,  $\dot{4}$ ,  $\dot{2}$ ,  $\dot{1}$ ,  $\dot{4}$ ,  $\dot{2}$ ,  $\dot{1}$ .

Handwritten lyrics in Greek:   
 1-ε εν καν ε- αητ τον ας   
 για την ψυχη των εργαζομενων  
 ημερα αμνηστης = αμνηστης ημερα  
 της διαρκει τον πιστο συσχεση  
 Χανει την οω ημενη  
 και καδι-τη αυθεντικη της τραβι  
 η φυσικη λειτουργια  
 [Οταν οταν οταν και οταν  
 αν οταν οταν οταν]

(Carpenter's answer) ←

Handwritten musical notation on a staff with treble clef. The notes are:  $\dot{2}$ ,  $\dot{4}$ ,  $\dot{2}$ ,  $\dot{1}$ ,  $\dot{4}$ ,  $\dot{2}$ ,  $\dot{1}$ ,  $\dot{4}$ ,  $\dot{2}$ ,  $\dot{1}$ ,  $\dot{4}$ ,  $\dot{2}$ ,  $\dot{1}$ .

Handwritten musical notation on a staff with treble clef. The notes are:  $\dot{2}$ ,  $\dot{4}$ ,  $\dot{2}$ ,  $\dot{1}$ ,  $\dot{4}$ ,  $\dot{2}$ ,  $\dot{1}$ ,  $\dot{4}$ ,  $\dot{2}$ ,  $\dot{1}$ ,  $\dot{4}$ ,  $\dot{2}$ ,  $\dot{1}$ .

Handwritten musical notation on a staff with treble clef. The notes are:  $\dot{2}$ ,  $\dot{4}$ ,  $\dot{2}$ ,  $\dot{1}$ ,  $\dot{4}$ ,  $\dot{2}$ ,  $\dot{1}$ ,  $\dot{4}$ ,  $\dot{2}$ ,  $\dot{1}$ ,  $\dot{4}$ ,  $\dot{2}$ ,  $\dot{1}$ .

Handwritten musical notation on a staff with treble clef. The notes are:  $\dot{2}$ ,  $\dot{4}$ ,  $\dot{2}$ ,  $\dot{1}$ ,  $\dot{4}$ ,  $\dot{2}$ ,  $\dot{1}$ ,  $\dot{4}$ ,  $\dot{2}$ ,  $\dot{1}$ ,  $\dot{4}$ ,  $\dot{2}$ ,  $\dot{1}$ .

Handwritten musical notation on a staff with treble clef. The notes are:  $\dot{2}$ ,  $\dot{4}$ ,  $\dot{2}$ ,  $\dot{1}$ ,  $\dot{4}$ ,  $\dot{2}$ ,  $\dot{1}$ ,  $\dot{4}$ ,  $\dot{2}$ ,  $\dot{1}$ ,  $\dot{4}$ ,  $\dot{2}$ ,  $\dot{1}$ .

Handwritten musical score on a page with a spiral binding on the right. The score consists of five systems, each with a vocal line and a piano accompaniment line. The lyrics are written below the vocal lines.

**System 1:** The vocal line begins with a circled '1' and a 'lu' above it. The lyrics are "auf dem sonnigen grünen".

**System 2:** The lyrics are "auf dem sonnigen grünen".

**System 3:** The lyrics are "auf dem sonnigen grünen".

**System 4:** The lyrics are "auf dem sonnigen grünen".

**System 5:** The lyrics are "auf dem sonnigen grünen".

Exercice 18.200



Handwritten musical score on a spiral-bound notebook page, consisting of six systems of staves. The notation includes notes, rests, and bar lines, with some lyrics written below the staves.

The first system has lyrics: *... ..*

The second system has lyrics: *... ..*

The third system has lyrics: *... ..*

The fourth system has lyrics: *... ..*

The fifth system has lyrics: *... ..*

The sixth system has lyrics: *... ..*

A circled number "2" is written above the fifth system.

Handwritten musical notation on a five-line staff. The notation includes a treble clef, a key signature of one flat (B-flat), and a 3/4 time signature. The music consists of several measures with notes and rests, including a fermata over a note in the second measure.

Xmas

Handwritten musical notation on a five-line staff. The notation includes a treble clef, a key signature of one flat (B-flat), and a 3/4 time signature. The music consists of several measures with notes and rests, including a fermata over a note in the second measure.

Key

Handwritten musical notation on a five-line staff. The notation includes a treble clef, a key signature of one flat (B-flat), and a 3/4 time signature. The music consists of several measures with notes and rests, including a fermata over a note in the second measure.

Xmas

Handwritten musical notation on a five-line staff. The notation includes a treble clef, a key signature of one flat (B-flat), and a 3/4 time signature. The music consists of several measures with notes and rests, including a fermata over a note in the second measure.

Klar

Handwritten musical score for the first system, including parts for Flute (Fl.), Clarinet (Klar), Bassoon (Fag.), and Trombone (Trom.). The notation includes notes, rests, and dynamic markings such as *pp* and *ppp*.

Violoncello

Handwritten musical score for the second system, including parts for Violin (Viol.), Viola (Viola), Cello (Violoncello), and Double Bass (Tromba). The notation includes notes, rests, and dynamic markings such as *pp* and *ppp*.

Drum  
Bass  
Xin  
Xin

(3)

Handwritten musical notation for the first system. It features a treble clef and a 3/4 time signature. The notation includes a series of notes on a five-line staff, with some notes beamed together. There are vertical bar lines and a brace on the right side of the staff.

Handwritten musical notation for the second system. It features a treble clef and a 3/4 time signature. The notation includes a series of notes on a five-line staff, with some notes beamed together. There are vertical bar lines and a brace on the right side of the staff.

The image shows a page of handwritten musical notation on a spiral-bound notebook. The page is numbered '244' in the top right corner. The notation is organized into two systems, each consisting of a pair of staves. The top system begins with a treble clef, and the bottom system begins with a bass clef. Both systems contain three measures of music, with notes and rests written in black ink. The handwriting is somewhat light and appears to be a student's work. The spiral binding is visible on the left side of the page.

Handwritten musical score on a spiral-bound notebook page. The score is organized into three systems, each with a treble clef on the top staff and a bass clef on the bottom staff. The music is written in a cursive, handwritten style.

**System 1:** The top staff contains a melodic line with a 3-measure rest. The bottom staff contains a bass line with a 3-measure rest. There are handwritten notes and markings between the staves.

**System 2:** Similar to the first system, with a 3-measure rest in both staves. The handwriting is more dense, with many notes and markings.

**System 3:** The top staff has a 4-measure rest, and the bottom staff has a 4-measure rest. The handwriting is very dense and somewhat illegible in places.

The page is filled with musical notation, including notes, rests, and clefs. The spiral binding is visible on the right side of the page.

Solo for Solo Percussion

Control - Percussion

Handwritten musical notation for the first system. It consists of five staves. The top staff contains a melodic line with notes and rests. The second staff contains a rhythmic line with vertical stems and flags. The third and fourth staves are mostly blank. The fifth staff contains a rhythmic line with vertical stems and flags. There are some markings above the staves, possibly indicating dynamics or articulation.

Solo for Solo Percussion

Control - Percussion

Handwritten musical notation for the second system. It consists of five staves. The top staff contains a melodic line with notes and rests. The second staff contains a rhythmic line with vertical stems and flags. The third and fourth staves are mostly blank. The fifth staff contains a rhythmic line with vertical stems and flags. There are some markings above the staves, possibly indicating dynamics or articulation.

1.  $\frac{1}{x^2} = x^{-2}$   
 $\frac{d}{dx} x^{-2} = -2x^{-3} = -\frac{2}{x^3}$

2.  $\frac{1}{x^3} = x^{-3}$   
 $\frac{d}{dx} x^{-3} = -3x^{-4} = -\frac{3}{x^4}$

3.  $\frac{1}{x^4} = x^{-4}$   
 $\frac{d}{dx} x^{-4} = -4x^{-5} = -\frac{4}{x^5}$

4.  $\frac{1}{x^5} = x^{-5}$   
 $\frac{d}{dx} x^{-5} = -5x^{-6} = -\frac{5}{x^6}$

5.  $\frac{1}{x^6} = x^{-6}$   
 $\frac{d}{dx} x^{-6} = -6x^{-7} = -\frac{6}{x^7}$

6.  $\frac{1}{x^7} = x^{-7}$   
 $\frac{d}{dx} x^{-7} = -7x^{-8} = -\frac{7}{x^8}$

7.  $\frac{1}{x^8} = x^{-8}$   
 $\frac{d}{dx} x^{-8} = -8x^{-9} = -\frac{8}{x^9}$

8.  $\frac{1}{x^9} = x^{-9}$   
 $\frac{d}{dx} x^{-9} = -9x^{-10} = -\frac{9}{x^{10}}$

9.  $\frac{1}{x^{10}} = x^{-10}$   
 $\frac{d}{dx} x^{-10} = -10x^{-11} = -\frac{10}{x^{11}}$

10.  $\frac{1}{x^{11}} = x^{-11}$   
 $\frac{d}{dx} x^{-11} = -11x^{-12} = -\frac{11}{x^{12}}$





1.  $\frac{1}{2} + \frac{1}{3} = \frac{3}{6} + \frac{2}{6} = \frac{5}{6}$

2.  $\frac{2}{3} + \frac{1}{4} = \frac{8}{12} + \frac{3}{12} = \frac{11}{12}$

3.  $\frac{3}{4} + \frac{1}{2} = \frac{3}{4} + \frac{2}{4} = \frac{5}{4} = 1\frac{1}{4}$

4.  $\frac{1}{2} + \frac{3}{4} = \frac{2}{4} + \frac{3}{4} = \frac{5}{4} = 1\frac{1}{4}$

5.  $\frac{2}{3} + \frac{3}{4} = \frac{8}{12} + \frac{9}{12} = \frac{17}{12} = 1\frac{5}{12}$

6.  $\frac{3}{4} + \frac{2}{3} = \frac{9}{12} + \frac{8}{12} = \frac{17}{12} = 1\frac{5}{12}$

1.  $\frac{1}{x^2} = x^{-2}$   $\frac{d}{dx} x^{-2} = -2x^{-3} = -\frac{2}{x^3}$

2.  $\frac{d}{dx} \ln(x) = \frac{1}{x}$

3.  $\frac{d}{dx} e^x = e^x$

4.  $\frac{d}{dx} a^x = a^x \ln(a)$

5.  $\frac{d}{dx} \log_a(x) = \frac{1}{x \ln(a)}$

6.  $\frac{d}{dx} \sin(x) = \cos(x)$

7.  $\frac{d}{dx} \cos(x) = -\sin(x)$

8.  $\frac{d}{dx} \tan(x) = \sec^2(x)$

9.  $\frac{d}{dx} \cot(x) = -\operatorname{csc}^2(x)$

10.  $\frac{d}{dx} \sec(x) = \sec(x) \tan(x)$

11.  $\frac{d}{dx} \operatorname{csc}(x) = -\operatorname{csc}(x) \cot(x)$

M<sub>1</sub> DO - f. - s<sub>1</sub> f - DO - m DO  
 1. ~~Handwritten notes~~  
 2. ~~Handwritten notes~~  
 3. ~~Handwritten notes~~  
 4. ~~Handwritten notes~~  
 5. ~~Handwritten notes~~  
 6. ~~Handwritten notes~~  
 7. ~~Handwritten notes~~  
 8. ~~Handwritten notes~~  
 9. ~~Handwritten notes~~  
 10. ~~Handwritten notes~~  
 11. ~~Handwritten notes~~  
 12. ~~Handwritten notes~~  
 13. ~~Handwritten notes~~  
 14. ~~Handwritten notes~~  
 15. ~~Handwritten notes~~  
 16. ~~Handwritten notes~~  
 17. ~~Handwritten notes~~  
 18. ~~Handwritten notes~~  
 19. ~~Handwritten notes~~  
 20. ~~Handwritten notes~~  
 21. ~~Handwritten notes~~  
 22. ~~Handwritten notes~~  
 23. ~~Handwritten notes~~  
 24. ~~Handwritten notes~~  
 25. ~~Handwritten notes~~  
 26. ~~Handwritten notes~~  
 27. ~~Handwritten notes~~  
 28. ~~Handwritten notes~~  
 29. ~~Handwritten notes~~  
 30. ~~Handwritten notes~~  
 31. ~~Handwritten notes~~  
 32. ~~Handwritten notes~~  
 33. ~~Handwritten notes~~  
 34. ~~Handwritten notes~~  
 35. ~~Handwritten notes~~  
 36. ~~Handwritten notes~~  
 37. ~~Handwritten notes~~  
 38. ~~Handwritten notes~~  
 39. ~~Handwritten notes~~  
 40. ~~Handwritten notes~~  
 41. ~~Handwritten notes~~  
 42. ~~Handwritten notes~~  
 43. ~~Handwritten notes~~  
 44. ~~Handwritten notes~~  
 45. ~~Handwritten notes~~  
 46. ~~Handwritten notes~~  
 47. ~~Handwritten notes~~  
 48. ~~Handwritten notes~~  
 49. ~~Handwritten notes~~  
 50. ~~Handwritten notes~~  
 51. ~~Handwritten notes~~  
 52. ~~Handwritten notes~~  
 53. ~~Handwritten notes~~  
 54. ~~Handwritten notes~~  
 55. ~~Handwritten notes~~  
 56. ~~Handwritten notes~~  
 57. ~~Handwritten notes~~  
 58. ~~Handwritten notes~~  
 59. ~~Handwritten notes~~  
 60. ~~Handwritten notes~~  
 61. ~~Handwritten notes~~  
 62. ~~Handwritten notes~~  
 63. ~~Handwritten notes~~  
 64. ~~Handwritten notes~~  
 65. ~~Handwritten notes~~  
 66. ~~Handwritten notes~~  
 67. ~~Handwritten notes~~  
 68. ~~Handwritten notes~~  
 69. ~~Handwritten notes~~  
 70. ~~Handwritten notes~~  
 71. ~~Handwritten notes~~  
 72. ~~Handwritten notes~~  
 73. ~~Handwritten notes~~  
 74. ~~Handwritten notes~~  
 75. ~~Handwritten notes~~  
 76. ~~Handwritten notes~~  
 77. ~~Handwritten notes~~  
 78. ~~Handwritten notes~~  
 79. ~~Handwritten notes~~  
 80. ~~Handwritten notes~~  
 81. ~~Handwritten notes~~  
 82. ~~Handwritten notes~~  
 83. ~~Handwritten notes~~  
 84. ~~Handwritten notes~~  
 85. ~~Handwritten notes~~  
 86. ~~Handwritten notes~~  
 87. ~~Handwritten notes~~  
 88. ~~Handwritten notes~~  
 89. ~~Handwritten notes~~  
 90. ~~Handwritten notes~~  
 91. ~~Handwritten notes~~  
 92. ~~Handwritten notes~~  
 93. ~~Handwritten notes~~  
 94. ~~Handwritten notes~~  
 95. ~~Handwritten notes~~  
 96. ~~Handwritten notes~~  
 97. ~~Handwritten notes~~  
 98. ~~Handwritten notes~~  
 99. ~~Handwritten notes~~  
 100. ~~Handwritten notes~~

11/12/2019 La Sra. Rosa de la Cruz

El presente es un certificado de que la Sra. Rosa de la Cruz, con DNI N° 7.890.123, es propietaria del inmueble ubicado en Calle 12 N° 123, Ciudad de Panamá, Panamá, República de Panamá.

Este inmueble se encuentra libre de gravámenes, hipotecas y otras cargas, y se encuentra en posesión y disfrute de la Sra. Rosa de la Cruz.

En fe de lo anterior, se expide el presente certificado en la ciudad de Panamá, a los 15 días del mes de Noviembre del año 2019.

Yo, el/la Abogado/a, [Nombre], inscrita/o en el Colegio de Abogados de Panamá, N° [Número], certifico lo anterior.

Firma: [Firma manuscrita]

Nombre: [Nombre manuscrito]

DNI: [DNI manuscrito]

7011/2019

Handwritten musical notation on a staff, including notes and rests.

Handwritten musical notation on a staff, including notes and rests.

Handwritten musical notation on a staff, including notes and rests.

Handwritten musical notation on a staff, including notes and rests.

Handwritten musical notation on a staff, including notes and rests.

Handwritten musical notation on a staff, including notes and rests.

Handwritten musical notation on a staff, including notes and rests.

Handwritten musical notation on a staff, including notes and rests.

Handwritten musical notation on a staff, including notes and rests.

The first part of the paper is devoted to a study of the  
 properties of the function  $f(x)$  defined by the equation  
 $f(x) = x + \frac{1}{x}$ . It is shown that  $f(x)$  is a  
 strictly increasing function for  $x > 0$  and a  
 strictly decreasing function for  $x < 0$ . The  
 minimum value of  $f(x)$  is  $2$  when  $x = 1$  and the  
 maximum value is  $-2$  when  $x = -1$ . The function  
 has a vertical asymptote at  $x = 0$  and a horizontal  
 asymptote at  $y = 0$ . The graph of the function is  
 shown in the figure.

The second part of the paper is devoted to a study of  
 the properties of the function  $g(x)$  defined by the  
 equation  $g(x) = x^2 + \frac{1}{x^2}$ . It is shown that  
 $g(x)$  is a strictly increasing function for  $x > 0$   
 and a strictly decreasing function for  $x < 0$ . The  
 minimum value of  $g(x)$  is  $2$  when  $x = 1$  and  
 $x = -1$ . The function has a vertical asymptote at  
 $x = 0$  and a horizontal asymptote at  $y = 0$ . The  
 graph of the function is shown in the figure.

The third part of the paper is devoted to a study of  
 the properties of the function  $h(x)$  defined by the  
 equation  $h(x) = x^3 + \frac{1}{x^3}$ . It is shown that  
 $h(x)$  is a strictly increasing function for  $x > 0$   
 and a strictly decreasing function for  $x < 0$ . The  
 minimum value of  $h(x)$  is  $2$  when  $x = 1$  and  
 $x = -1$ . The function has a vertical asymptote at  
 $x = 0$  and a horizontal asymptote at  $y = 0$ . The  
 graph of the function is shown in the figure.

Handwritten text on a musical staff, possibly a title or introductory line.

Handwritten text on a musical staff, continuing the notes.

Handwritten text on a musical staff, continuing the notes.

Handwritten text on a musical staff, continuing the notes.

Handwritten text on a musical staff, continuing the notes.

Handwritten text on a musical staff, continuing the notes.

Handwritten text on a musical staff, continuing the notes.

Handwritten text on a musical staff, continuing the notes.

Handwritten text on a musical staff, continuing the notes.



Handwritten musical notation on ten staves. The notation includes various notes, rests, and clefs. There are some annotations in the margins, such as "Wagner" written vertically on the third staff and "K. 73" written above the seventh staff. The handwriting is somewhat cursive and appears to be a personal manuscript or a student's work.

~~1.  $\frac{1}{x^2} = x^{-2}$   $\frac{d}{dx} x^{-2} = -2x^{-3} = -\frac{2}{x^3}$~~

~~2.  $\frac{1}{x^3} = x^{-3}$   $\frac{d}{dx} x^{-3} = -3x^{-4} = -\frac{3}{x^4}$~~

~~3.  $\frac{1}{x^4} = x^{-4}$   $\frac{d}{dx} x^{-4} = -4x^{-5} = -\frac{4}{x^5}$~~

~~4.  $\frac{1}{x^5} = x^{-5}$   $\frac{d}{dx} x^{-5} = -5x^{-6} = -\frac{5}{x^6}$~~

~~5.  $\frac{1}{x^6} = x^{-6}$   $\frac{d}{dx} x^{-6} = -6x^{-7} = -\frac{6}{x^7}$~~

~~6.  $\frac{1}{x^7} = x^{-7}$   $\frac{d}{dx} x^{-7} = -7x^{-8} = -\frac{7}{x^8}$~~

~~7.  $\frac{1}{x^8} = x^{-8}$   $\frac{d}{dx} x^{-8} = -8x^{-9} = -\frac{8}{x^9}$~~

Handwritten musical notation on a page with ten staves. The notation is written in a cursive style and includes various musical symbols such as notes, rests, and bar lines. The first staff contains a single line of music. The second staff has two circled letters, 'A' and 'B', above it. The third staff has 'A | B |' at the end. The fourth staff has 'A | B |' at the end. The fifth staff has 'A | B |' at the end. The sixth staff has 'A | B |' at the end. The remaining staves are mostly blank, with some faint markings.

Handwritten musical score on a spiral-bound notebook page. The score consists of eight staves, each with a treble clef and a common time signature (C). The notation includes notes, rests, and bar lines. The score is organized into systems, with some staves grouped by a large bracket on the left side. The handwriting is in black ink on lined paper.

The score is divided into systems as follows:

- System 1: Staves 1 and 2.
- System 2: Staves 3 and 4, grouped by a large bracket on the left.
- System 3: Staves 5 and 6, grouped by a large bracket on the left.
- System 4: Staves 7 and 8.

Each staff contains musical notation with notes, rests, and bar lines. The notes are primarily quarter and eighth notes. The rests are indicated by horizontal lines with flags or beams. The bar lines are vertical lines that divide the music into measures. The handwriting is clear and legible.

Handwritten musical notation for the first system, featuring four staves with treble and bass clefs, a key signature of two flats, and a 3/4 time signature. The notation includes various note values, rests, and bar lines.

Handwritten musical notation for the second system, continuing the piece with four staves and similar notation to the first system.

Handwritten musical notation for the third system, concluding the piece with four staves and similar notation to the previous systems.

Handwritten musical notation on a staff, including notes and rests.

Handwritten musical notation on a staff, including notes and rests.

Handwritten musical notation on a staff, including notes and rests.

Handwritten musical notation on a staff, including notes and rests.

Handwritten musical notation on a staff, including notes and rests.

Handwritten musical notation on a staff, including notes and rests.

# Umo Genua in D major

page 100

Handwritten musical notation on a grand staff (treble and bass clefs). The notation includes rhythmic patterns and notes, with some markings above the staff.

Handwritten musical notation on a grand staff. Includes the lyrics "el fsvu fo vo" written above the notes. The notation features a melodic line with some rests and notes.

Handwritten musical notation on a grand staff. Includes the annotation "MILANSI" written above the staff. The notation shows a sequence of notes and rests.

Handwritten musical notation on a grand staff. Includes the annotation "DEMI" written above the staff. The notation shows a sequence of notes and rests.

Handwritten musical notation on a grand staff. The notation includes notes and rests, with some markings below the staff.

State 7

Spring 1917

Spring 1917

Yes

Spring 1917

Yes

Spring 1917

Spring 1917

Yes

Spring 1917

Spring 1917

Spring 1917

Spring 1917



The first part of the paper is devoted to a study of the  
 general case of a  $n$ -dimensional manifold with a  
 metric tensor  $g_{ij}$  and a connection  $\Gamma^k_{ij}$ . The  
 main result is the following theorem:

Theorem 1. Let  $M$  be a  $n$ -dimensional manifold with a  
 metric tensor  $g_{ij}$  and a connection  $\Gamma^k_{ij}$ . Then the  
 curvature tensor  $R^k_{ijl}$  is given by

$$R^k_{ijl} = \Gamma^k_{il} \Gamma^m_{jm} - \Gamma^k_{im} \Gamma^m_{jl} + \Gamma^m_{ij} \Gamma^k_{lm} - \Gamma^m_{il} \Gamma^k_{jm}$$

where  $\Gamma^k_{ij}$  is the connection coefficient.

The second part of the paper is devoted to a study of the  
 special case of a Riemannian manifold. The main result is the  
 following theorem:

Theorem 2. Let  $M$  be a Riemannian manifold with a metric  
 tensor  $g_{ij}$ . Then the curvature tensor  $R^k_{ijl}$  is given by

$$R^k_{ijl} = \frac{1}{2} (g^{km} \Gamma^m_{ij} \Gamma^p_{lp} - g^{km} \Gamma^m_{il} \Gamma^p_{jp} + g^{km} \Gamma^m_{ij} \Gamma^p_{lp} - g^{km} \Gamma^m_{il} \Gamma^p_{jp})$$

where  $\Gamma^k_{ij}$  is the connection coefficient.

The third part of the paper is devoted to a study of the  
 special case of a Riemannian manifold with a constant  
 curvature. The main result is the following theorem:

Theorem 3. Let  $M$  be a Riemannian manifold with a constant  
 curvature  $K$ . Then the curvature tensor  $R^k_{ijl}$  is given by

$$R^k_{ijl} = K (g^{km} \Gamma^m_{ij} \Gamma^p_{lp} - g^{km} \Gamma^m_{il} \Gamma^p_{jp} + g^{km} \Gamma^m_{ij} \Gamma^p_{lp} - g^{km} \Gamma^m_{il} \Gamma^p_{jp})$$

where  $\Gamma^k_{ij}$  is the connection coefficient.

(Alamir 4 W 2)

1. Alamir 4 W 2  
Alamir 4 W 2

2. Alamir 4 W 2

3. Alamir 4 W 2

4. Alamir 4 W 2

5. Alamir 4 W 2

6. Alamir 4 W 2

7. Alamir 4 W 2

8. Alamir 4 W 2

199  
79

199  
79

199  
79

Yody

Handwritten musical notation on a five-line staff. The notation includes rhythmic markings (vertical lines with stems) and some illegible text or lyrics written below the staff. The notation appears to be a form of shorthand or a specific musical notation system.

Five blank musical staves, each consisting of five horizontal lines, arranged vertically. These staves are currently empty and appear to be part of a larger musical score or practice sheet.

Blank lined page with horizontal ruling lines.



Handwritten musical score on a spiral-bound notebook page. The page contains six staves of music. The first staff has a treble clef and a key signature of one flat. The second staff has a bass clef. The third and fourth staves have treble clefs. The fifth staff has a bass clef. The sixth staff is empty. The music is written in ink and includes various notes, rests, and bar lines.

20/10/2022

The purpose of this report is to provide a detailed analysis of the current market conditions and to identify the key factors influencing the performance of the various sectors. The report is intended for the management and the investors of the company. The main objective is to provide a clear and concise overview of the market and to highlight the opportunities and risks that are likely to arise in the future.

- The first part of the report will discuss the overall market performance and the key drivers of growth.
- The second part will focus on the performance of the various sectors and the factors that are influencing their performance.
- The third part will provide a detailed analysis of the key risks and opportunities that are likely to arise in the future.
- The fourth part will provide a summary of the key findings and recommendations.
- The fifth part will provide a detailed analysis of the key risks and opportunities that are likely to arise in the future.
- The sixth part will provide a summary of the key findings and recommendations.
- The seventh part will provide a detailed analysis of the key risks and opportunities that are likely to arise in the future.
- The eighth part will provide a summary of the key findings and recommendations.


The market is expected to remain strong in the short term, but there are concerns about a potential slowdown in the long term. The key risks to the market are inflation, interest rate hikes, and a global recession. The key opportunities are the growth of emerging markets, the digital economy, and the green economy.

The market is expected to remain strong in the short term, but there are concerns about a potential slowdown in the long term.

- O for Kapteyn no 410 - Sping aporozi on ruzo
- Egaro fozuonj Bora onira Pz zira onirozi
- P fozuonj fozuonj in onirozi zira
- Ozi mai fozuonj on zira fozuonj
- fozuonj zira Pz onira no koro


Yozuonj: Aporozi zira on zira fozuonj  
 zira on zira on zira on zira

no	fozuonj (Bora)	Xoz, Aporozi $\frac{A}{B}$
Kfo.	fozuonj (Tir)	
Alor	fozuonj (Bor)	Xoz, Aporozi
fazuonj	fozuonj (Baz)	Xoz fozuonj
Kozuonj		







This image shows a page from a music manuscript book, page 380. The page is ruled with 14 horizontal musical staves. Each staff consists of five parallel lines. The staves are arranged vertically down the page, with a small gap between each one. The paper is off-white and shows signs of age. On the left side, there are ten circular punch holes for a binder. The page is otherwise blank, with no notes or markings on the staves.




This image shows a page from a music manuscript book, page 381. The page contains 12 blank musical staves, each consisting of five horizontal lines. The staves are arranged vertically and are currently empty of any musical notation. The page is otherwise blank, with a few small dark spots visible.
















[Redacted content]




This image shows a page from a music manuscript book, page 385. The page contains 12 blank musical staves, each consisting of five horizontal lines. The staves are arranged vertically and are completely empty of any musical notation or markings. The paper is off-white and shows signs of age. On the left side of the page, there is a spiral binding with 12 white plastic rings. The page number '385' is handwritten in the top right corner.



[The page contains approximately 18 horizontal lines of text that have been completely redacted with grey bars.]




[The page contains approximately 18 horizontal lines of text that are completely illegible due to blurring.]








This image shows a page from a spiral-bound notebook, page number 388. The page is filled with 18 blank musical staves, arranged vertically. Each staff consists of five horizontal lines. The staves are evenly spaced and occupy most of the page's width. The spiral binding is visible on the left side of the page.




This image shows a page from a music manuscript book, page 389. The page contains 12 blank musical staves, each consisting of five horizontal lines. The staves are arranged vertically down the page. On the left side of the page, there is a spiral binding with 12 white plastic rings. The paper is off-white and shows some minor signs of age.








[The page contains approximately 18 horizontal lines of text that have been completely redacted with grey bars.]

















[The page contains approximately 20 lines of text that has been completely redacted with thick grey horizontal bars.]




























This image shows a page from a spiral-bound notebook, page number 399. The page is filled with 15 horizontal musical staves, each consisting of five lines. The staves are arranged vertically and are completely blank, with no notes or markings. The spiral binding is visible on the left side of the page.




































[The page contains approximately 20 horizontal lines of text that are completely illegible due to blurring.]








[The page contains approximately 18 lines of faint, illegible text, likely bleed-through from the reverse side of the page.]







[The page contains approximately 20 lines of text that has been completely redacted with thick black horizontal bars.]







[Faint, illegible handwriting on lined paper]









3



Handwritten musical notation for the first system, including staves for Soprano (Sop.), Alto (Alto), Tenor (Tenor), and Bass (Bass). The notation includes notes, rests, and some lyrics written below the staves.

Handwritten musical notation for the second system, featuring a grand staff with a treble clef and a bass clef, containing notes and rests.

Handwritten musical notation for the third system, including staves for Soprano (Sop.), Alto (Alto), Tenor (Tenor), and Bass (Bass). The notation includes notes, rests, and some lyrics written below the staves.

Handwritten musical notation for the fourth system, featuring a grand staff with a treble clef and a bass clef, containing notes and rests.

Handwritten musical notation on a page from a spiral-bound notebook. The notation is written on five staves. The first staff begins with a treble clef and a key signature of one flat. The music consists of a series of notes and rests, with some notes beamed together. There are some faint markings above the first staff that appear to be lyrics or performance instructions, but they are mostly illegible due to fading and the handwriting style. The notation continues down the page with various rhythmic values and some dynamic markings.

Handwritten musical notation on a page from a spiral-bound notebook. The notation is written on five staves. The first staff begins with a treble clef and a key signature of one flat. The music consists of a series of notes and rests, with some notes beamed together. There are some faint markings above the first staff that appear to be lyrics or performance instructions, but they are mostly illegible due to fading and the handwriting style. The notation continues down the page with various rhythmic values and some dynamic markings.

Handwritten musical notation on a page with a spiral binding on the left. The notation is written on a system of five staves. The first four staves contain a melodic line with notes and rests, and a bass line with notes and rests. The fifth staff contains a rhythmic pattern of vertical lines. There are some markings and annotations, including a circled '1' on the right side of the first staff and a circled '2' on the right side of the fifth staff. The handwriting is in black ink on aged paper.

8<sup>12</sup>  
Handwritten musical notation on a five-line staff. The notation includes a treble clef, a key signature of two sharps (F# and C#), and a 2/4 time signature. The notes are written in a cursive style with stems and beams.

Handwritten musical notation on a five-line staff, continuing the piece from the previous system.

Handwritten musical notation on a five-line staff, continuing the piece from the previous system.

Handwritten musical notation on a five-line staff, continuing the piece from the previous system.

Handwritten musical notation on a five-line staff, continuing the piece from the previous system.

Handwritten musical notation on a five-line staff, continuing the piece from the previous system.

Handwritten musical notation on a five-line staff, continuing the piece from the previous system.

Handwritten musical notation on a five-line staff, continuing the piece from the previous system.

8. Elaboration  
in 1. Elaboration in 1. Elaboration

[The rest of the page contains approximately 15 horizontal lines that are mostly blank or contain very faint, illegible handwriting.]

Handwritten musical notation on a five-line staff with a treble clef. The notes are mostly quarter and eighth notes. Below the staff, there is a line of text: "I am a man of God".

Handwritten musical notation on a five-line staff with a treble clef. The notes are mostly quarter and eighth notes. Below the staff, there is a line of text: "I am a man of God".

Handwritten musical notation on a five-line staff with a treble clef. The notes are mostly quarter and eighth notes. Below the staff, there is a line of text: "I am a man of God".

Handwritten musical notation on a five-line staff with a treble clef. The notes are mostly quarter and eighth notes. Below the staff, there is a line of text: "I am a man of God".

Handwritten musical notation on a five-line staff with a treble clef. The notes are mostly quarter and eighth notes. Below the staff, there is a line of text: "I am a man of God".

Handwritten musical notation on a five-line staff with a treble clef. The notes are mostly quarter and eighth notes. Below the staff, there is a line of text: "I am a man of God".

Handwritten musical notation on a five-line staff with a treble clef. The notes are mostly quarter and eighth notes. Below the staff, there is a line of text: "I am a man of God".

Handwritten musical notation on a five-line staff with a treble clef. The notes are mostly quarter and eighth notes. Below the staff, there is a line of text: "I am a man of God".



Handwritten musical notation on a staff with lyrics below it. The lyrics are written in a cursive script and appear to be in German. The first line of lyrics reads: "Ich habe dich geliebt und dich liebte". The second line reads: "Ich habe dich geliebt und dich liebte". The third line reads: "Ich habe dich geliebt und dich liebte". The fourth line reads: "Ich habe dich geliebt und dich liebte".

A series of ten blank musical staves, each consisting of five horizontal lines, arranged vertically on the page.

# FINALE

①

History  
 Calculus  
 Algebra  
 Geometry  
 Statistics  
 Trigonometry  
 Calculus  
 Algebra  
 Geometry  
 Statistics  
 Trigonometry

②

History  
 Calculus  
 Algebra  
 Geometry  
 Statistics  
 Trigonometry  
 Calculus  
 Algebra  
 Geometry  
 Statistics  
 Trigonometry

ⓐ

History  
 Calculus  
 Algebra  
 Geometry  
 Statistics  
 Trigonometry  
 Calculus  
 Algebra  
 Geometry  
 Statistics  
 Trigonometry

③

©/01

1. 100 = 100



1.  $\frac{1}{x^2} = x^{-2}$

2.  $\frac{1}{x^3} = x^{-3}$

3.  $\frac{1}{x^4} = x^{-4}$

4.  $\frac{1}{x^5} = x^{-5}$

Handwritten musical score on a spiral-bound notebook page. The score consists of five systems of staves. The first system has a treble clef and a 3/4 time signature. The second system has a bass clef. The third system has a treble clef and includes the handwritten notes "b2 x 3" and "b4 x 3". The fourth and fifth systems are empty staves.

Blank lined page with horizontal ruling lines.



Handwritten musical notation on a staff with notes and rests.

Handwritten musical notation on a staff with notes and rests.

Handwritten musical notation on a staff with notes and rests.

Handwritten musical notation on a staff with notes and rests.

Handwritten musical notation on a staff with notes and rests.

Handwritten musical notation on a staff with notes and rests.

Handwritten musical notation on a staff with notes and rests.

Handwritten musical notation on a staff with notes and rests.

1.  $\frac{1}{x^2} = x^{-2}$       $\frac{d}{dx} x^{-2} = -2x^{-3} = -\frac{2}{x^3}$

2.  $\frac{1}{x^3} = x^{-3}$       $\frac{d}{dx} x^{-3} = -3x^{-4} = -\frac{3}{x^4}$

3.  $\frac{1}{x^4} = x^{-4}$       $\frac{d}{dx} x^{-4} = -4x^{-5} = -\frac{4}{x^5}$

4.  $\frac{1}{x^5} = x^{-5}$       $\frac{d}{dx} x^{-5} = -5x^{-6} = -\frac{5}{x^6}$

5.  $\frac{1}{x^6} = x^{-6}$       $\frac{d}{dx} x^{-6} = -6x^{-7} = -\frac{6}{x^7}$

6.  $\frac{1}{x^7} = x^{-7}$       $\frac{d}{dx} x^{-7} = -7x^{-8} = -\frac{7}{x^8}$

7.  $\frac{1}{x^8} = x^{-8}$       $\frac{d}{dx} x^{-8} = -8x^{-9} = -\frac{8}{x^9}$

8.  $\frac{1}{x^9} = x^{-9}$       $\frac{d}{dx} x^{-9} = -9x^{-10} = -\frac{9}{x^{10}}$



Handwritten musical notation on a staff with notes and rests. Includes the word "maestri" written below the staff.

Handwritten musical notation on a staff with notes and rests. Includes the word "maestri" written below the staff.

Handwritten musical notation on a staff with notes and rests. Includes the word "maestri" written below the staff.

Handwritten musical notation on a staff with notes and rests. Includes the word "maestri" written below the staff.

Handwritten musical notation on a staff with notes and rests. Includes the word "maestri" written below the staff.

Handwritten musical notation on a staff with notes and rests. Includes the word "maestri" written below the staff.

Handwritten musical notation on a staff with notes and rests. Includes the word "maestri" written below the staff.

Handwritten musical notation on a staff with notes and rests. Includes the word "maestri" written below the staff.



English classmate

1. The first part of the book is very interesting.

2. The second part of the book is very interesting.

3. The third part of the book is very interesting.

4. The fourth part of the book is very interesting.

5. The fifth part of the book is very interesting.

April 1

49

Light 1 1/2 2 1/2 3 1/2 4 1/2 5 1/2 6 1/2 7 1/2 8 1/2 9 1/2 10 1/2 11 1/2 12 1/2  
for the first 12 hours of the day  
Light 2 1 2 3 4 5 6 7 8 9 10 11 12  
for the next 12 hours of the day  
Light 3 1 2 3 4 5 6 7 8 9 10 11 12  
for the next 12 hours of the day  
Light 4 1 2 3 4 5 6 7 8 9 10 11 12  
for the next 12 hours of the day  
Light 5 1 2 3 4 5 6 7 8 9 10 11 12  
for the next 12 hours of the day  
Light 6 1 2 3 4 5 6 7 8 9 10 11 12  
for the next 12 hours of the day  
Light 7 1 2 3 4 5 6 7 8 9 10 11 12  
for the next 12 hours of the day  
Light 8 1 2 3 4 5 6 7 8 9 10 11 12  
for the next 12 hours of the day  
Light 9 1 2 3 4 5 6 7 8 9 10 11 12  
for the next 12 hours of the day  
Light 10 1 2 3 4 5 6 7 8 9 10 11 12  
for the next 12 hours of the day  
Light 11 1 2 3 4 5 6 7 8 9 10 11 12  
for the next 12 hours of the day  
Light 12 1 2 3 4 5 6 7 8 9 10 11 12  
for the next 12 hours of the day

Nov 2

1. The first part of the paper is devoted to a  
discussion of the various methods of  
estimating the parameters of the  
multivariate normal distribution. It is  
shown that the maximum likelihood  
estimates are unbiased and efficient  
under certain conditions. The  
variance-covariance matrix of the  
estimates is also derived. The  
second part of the paper is devoted to  
a discussion of the properties of the  
likelihood ratio test for testing the  
hypothesis of equality of the  
variance-covariance matrices of two  
multivariate normal distributions. It is  
shown that the likelihood ratio test  
is unbiased and invariant under  
linear transformations of the data.

1.  $\frac{1}{x^2} = x^{-2}$   $\frac{d}{dx} x^{-2} = -2x^{-3} = -\frac{2}{x^3}$   
 $\frac{d}{dx} \frac{1}{x^2} = -\frac{2}{x^3}$

2.  $\frac{d}{dx} \frac{1}{x^3} = \frac{d}{dx} x^{-3} = -3x^{-4} = -\frac{3}{x^4}$   
 $\frac{d}{dx} \frac{1}{x^3} = -\frac{3}{x^4}$

3.  $\frac{d}{dx} \frac{1}{x^4} = \frac{d}{dx} x^{-4} = -4x^{-5} = -\frac{4}{x^5}$   
 $\frac{d}{dx} \frac{1}{x^4} = -\frac{4}{x^5}$

4.  $\frac{d}{dx} \frac{1}{x^5} = \frac{d}{dx} x^{-5} = -5x^{-6} = -\frac{5}{x^6}$   
 $\frac{d}{dx} \frac{1}{x^5} = -\frac{5}{x^6}$

5.  $\frac{d}{dx} \frac{1}{x^6} = \frac{d}{dx} x^{-6} = -6x^{-7} = -\frac{6}{x^7}$   
 $\frac{d}{dx} \frac{1}{x^6} = -\frac{6}{x^7}$

6.  $\frac{d}{dx} \frac{1}{x^7} = \frac{d}{dx} x^{-7} = -7x^{-8} = -\frac{7}{x^8}$   
 $\frac{d}{dx} \frac{1}{x^7} = -\frac{7}{x^8}$

7.  $\frac{d}{dx} \frac{1}{x^8} = \frac{d}{dx} x^{-8} = -8x^{-9} = -\frac{8}{x^9}$   
 $\frac{d}{dx} \frac{1}{x^8} = -\frac{8}{x^9}$

8.  $\frac{d}{dx} \frac{1}{x^9} = \frac{d}{dx} x^{-9} = -9x^{-10} = -\frac{9}{x^{10}}$   
 $\frac{d}{dx} \frac{1}{x^9} = -\frac{9}{x^{10}}$

9.  $\frac{d}{dx} \frac{1}{x^{10}} = \frac{d}{dx} x^{-10} = -10x^{-11} = -\frac{10}{x^{11}}$   
 $\frac{d}{dx} \frac{1}{x^{10}} = -\frac{10}{x^{11}}$

10.  $\frac{d}{dx} \frac{1}{x^{11}} = \frac{d}{dx} x^{-11} = -11x^{-12} = -\frac{11}{x^{12}}$   
 $\frac{d}{dx} \frac{1}{x^{11}} = -\frac{11}{x^{12}}$

Amman, Apr 4

(Page 10 of 10)

The first part of the report is a general overview of the project. It describes the objectives and the scope of the work. The second part is a detailed description of the methodology used in the study. This includes a discussion of the data collection methods and the statistical analysis techniques. The third part of the report presents the results of the study. This includes a discussion of the findings and their implications. The final part of the report is a conclusion and a list of references.

April 5

... ..

... ..

... ..

... ..

... ..

... ..

... ..

... ..

# Acad 6

1.  $1 + 2 + 3 + \dots + n = \frac{n(n+1)}{2}$   
 2.  $1^2 + 2^2 + 3^2 + \dots + n^2 = \frac{n(n+1)(2n+1)}{6}$   
 3.  $1^3 + 2^3 + 3^3 + \dots + n^3 = \left(\frac{n(n+1)}{2}\right)^2$   
 4.  $1^4 + 2^4 + 3^4 + \dots + n^4 = \frac{n(n+1)(2n+1)(3n^2+3n-1)}{30}$   
 5.  $1^5 + 2^5 + 3^5 + \dots + n^5 = \frac{n^2(n+1)^2(2n^2+5n+3)}{12}$   
 6.  $1^6 + 2^6 + 3^6 + \dots + n^6 = \frac{n(n+1)(2n+1)(3n^4+6n^3-3n^2-2n+1)}{42}$   
 7.  $1^7 + 2^7 + 3^7 + \dots + n^7 = \frac{n^2(n+1)^2(2n^2+5n+3)(3n^2+5n+2)}{24}$   
 8.  $1^8 + 2^8 + 3^8 + \dots + n^8 = \frac{n(n+1)(2n+1)(3n^6+12n^5+23n^4+14n^3-7n^2-8n-3)}{90}$   
 9.  $1^9 + 2^9 + 3^9 + \dots + n^9 = \frac{n^2(n+1)^2(2n^2+5n+3)(3n^4+6n^3+9n^2+7n+3)}{360}$   
 10.  $1^{10} + 2^{10} + 3^{10} + \dots + n^{10} = \frac{n(n+1)(2n+1)(3n^8+15n^7+23n^6+15n^5-6n^4-9n^3-6n^2-3n+1)}{110}$

25  
 1/1/2020



Handwritten notes at the top of the page, possibly including a title or introductory sentence.

Second line of handwritten notes, starting with a circled letter 'C'.

Third line of handwritten notes, continuing the text.

Fourth line of handwritten notes, starting with a circled letter 'C'.

Fifth line of handwritten notes, continuing the text.

Sixth line of handwritten notes, continuing the text.

Seventh line of handwritten notes, continuing the text.

Eighth line of handwritten notes, continuing the text.

Ninth line of handwritten notes, continuing the text.

# ALCOMMENTS

①  $1^2 + 2^2 + 3^2 + \dots + n^2 = \frac{n(n+1)(2n+1)}{6}$

②

③  $1^2 + 2^2 + 3^2 + \dots + n^2 = \frac{n(n+1)(2n+1)}{6}$

2014 8

A B

O- my- de- O- by En-ough that's all

now he says to us Dear Son for you do it with us

O- my- de- O- by En-ough that's all

It is for you and us For you for us for us

Handwritten musical notation on a five-line staff. The notes are written in a cursive style. Below the staff, there are circled numbers 1, 2, and 3, and the word "luteas" written in a cursive script.

Handwritten musical notation on a five-line staff, continuing the piece with various note values and rests.

Handwritten musical notation on a five-line staff, showing a continuation of the musical sequence.

Handwritten musical notation on a five-line staff, featuring a circled number 4 and the word "luteas" written below the staff.

Handwritten musical notation on a five-line staff, concluding the piece with a final note and a double bar line.

→ ABC

Handwritten musical notation on ten staves. The notation includes rhythmic patterns (vertical stems and beams) and some illegible handwritten notes. A double bar line is present on the fourth staff. The word "Act" is written above the fourth staff. The notation appears to be a rhythmic exercise or a short piece of music.

Handwritten text in Devanagari script, possibly a title or introductory sentence.

Handwritten text in Devanagari script, including a circled word that appears to be 'मन्त्र' (Mantra).

Handwritten text in Devanagari script, appearing to be a list or sequence of items.

Handwritten text in Devanagari script, possibly a list of items.

Handwritten text in Devanagari script, possibly a list of items.

Handwritten text in Devanagari script, possibly a list of items.

Handwritten text in Devanagari script, possibly a list of items.

Handwritten text in Devanagari script, possibly a list of items.

LAB — LAB      sib do    Mi $\flat$     = RE $\flat$     RE $\flat$

The musical score is written on five systems of two staves each. The top staff of each system is for guitar (treble clef) and the bottom staff is for bass (bass clef). The key signature is B-flat major (two flats). The guitar part includes chords and melodic lines, while the bass part provides a rhythmic accompaniment. Above the first system, there are handwritten labels: 'LAB', 'LAB', 'sib do', 'Mi $\flat$ ', '= RE $\flat$ ', and 'RE $\flat$ '. The notation includes various note values, rests, and bar lines.

Art 1 (1) 2. a. Sp. 1

Handwritten musical score on ten staves. The notation includes notes, rests, and bar lines. The first staff has a treble clef and a key signature of one flat. The music is written in a cursive, handwritten style. The notes are mostly eighth and sixteenth notes, with some rests. The score is organized into measures by vertical bar lines. The handwriting is somewhat slanted and appears to be a student's work.



Handwritten notes on a musical staff, possibly describing a piece or performance.

Handwritten notes on a musical staff, including some underlined text.

Handwritten notes on a musical staff, including some underlined text.

Handwritten notes on a musical staff, including some underlined text.

Handwritten notes on a musical staff, including some underlined text.

Handwritten notes on a musical staff, including some underlined text and the word 'Low'.

ABC →  
TRIP 1



A handwritten musical score on a spiral-bound notebook page. The page is numbered '41' in the top right corner. The score consists of several systems of staves. The first system has a treble clef and contains a single staff with a melodic line. The second system has a treble clef and contains two staves: the upper staff has a melodic line, and the lower staff has a rhythmic accompaniment with many vertical strokes. The third system has a bass clef and contains two staves: the upper staff has a melodic line, and the lower staff has a rhythmic accompaniment. The fourth system has a bass clef and contains two staves: the upper staff has a melodic line, and the lower staff has a rhythmic accompaniment. The remaining staves are empty.

Handwritten musical notation on a staff, consisting of a series of rhythmic marks and notes.

Handwritten musical notation on a staff, consisting of a series of rhythmic marks and notes.

Handwritten musical notation on a staff, including notes and rests. Below the staff, there is a line of text: "Handwritten text below the staff, possibly lyrics or performance instructions."

Handwritten musical notation on a staff, including notes and rests. Below the staff, there is a line of text: "Handwritten text below the staff, possibly lyrics or performance instructions."

Handwritten musical notation on a staff, including notes and rests. Below the staff, there is a line of text: "Handwritten text below the staff, possibly lyrics or performance instructions."

Handwritten musical notation on a staff, including notes and rests. Below the staff, there is a line of text: "Handwritten text below the staff, possibly lyrics or performance instructions."

Handwritten signature or name at the bottom of the page, possibly "The Symphony" or similar, with a flourish.

Handwritten musical score on ten staves. The notation includes notes, rests, and various musical symbols. The score is written in a cursive style. There are some annotations and markings on the staves, including a circled '1' and some illegible text. The music appears to be a single melodic line, possibly for a voice or a single instrument.

245

1.  
The first part of the book is devoted to the study of the  
structure of the atom.

The second part is devoted to the study of the  
properties of the atom.

The third part is devoted to the study of the  
structure of the nucleus.

The fourth part is devoted to the study of the  
properties of the nucleus.

The fifth part is devoted to the study of the  
structure of the nucleus.

The sixth part is devoted to the study of the  
properties of the nucleus.

The seventh part is devoted to the study of the  
structure of the nucleus.

The eighth part is devoted to the study of the  
properties of the nucleus.

BCA

Handwritten musical notation on a staff with lyrics and musical markings.

do sol do sol do

A si ra ka pa to ra si si pro quo an xi et Ac ce

sol  
sa pa fu ka to ra o ro In Do ca fu pa ra si - de

Sib Mib Sa do Lab Mib  
ci - ka Sa pa ra et se dum pa ra fu et se dum ko ra fu

Sib  
A no ra et re - gi - nae cae - le - stium et con - ce - pit in spi - ri - tu

sa  
san - cto et ex - ce - pit in utero vir - gi - nis Ma - ri - ae et in -

A sol Sib Mib  
tra - vit in utero sa - nis et con - ce - pit in spi - ri - tu sa -

ci ve A vi fu Ho sa pa ra fu et se dum ko ra fu et se dum ko ra fu et se dum ko ra fu et se dum ko ra fu

[ do Mib Sa ] Sa Sib RE | Sa Sib RE | RE

ABCL →


Handwritten musical notation on a staff with lyrics and musical markings.

Sol  
do

Lab Sib


do sol do sol do

do sol do  
BCA







This image shows a page from a music manuscript book, page 430. The page contains 12 blank musical staves, each consisting of five horizontal lines. The staves are arranged vertically and are completely empty of any musical notation. On the left side of the page, there is a spiral binding consisting of a series of white plastic rings. The paper is off-white and shows some slight discoloration and texture.




[Redacted text block]



[The page contains approximately 18 horizontal lines of text that are completely illegible due to blurring.]












This image shows a page from a spiral-bound notebook, page number 434. The page is filled with 15 horizontal musical staves, each consisting of five lines. The staves are arranged vertically and are completely blank, with no notes or markings. The spiral binding is visible on the left side of the page.








This image shows a page from a spiral-bound notebook, specifically page 436. The page is filled with 12 blank musical staves, arranged vertically. Each staff consists of five horizontal lines. The staves are evenly spaced and occupy most of the page's width. On the left side of the page, there is a metal spiral binding. The paper has a slightly off-white or cream color. The number '436' is printed in the top right corner of the page.




[The page contains approximately 20 horizontal lines of text that are completely obscured by heavy black redaction bars.]





















[The page contains approximately 18 horizontal lines of text that are completely obscured by heavy grey redaction bars.]












[The page contains approximately 18 horizontal lines of text that are completely illegible due to blurring.]



[The text in this section is completely obscured by horizontal grey bars.]




[The page contains approximately 20 horizontal lines of text that are completely illegible due to blurring.]





























[The page contains approximately 18 horizontal lines of text that are completely illegible due to blurring.]




A page of musical manuscript paper with 15 blank staves. The staves are arranged in a vertical column, each consisting of five horizontal lines. The paper is white with a spiral binding on the left side. The number '451' is written in the top right corner.









































This image shows a page of musical manuscript paper with 12 blank staves. The staves are arranged vertically and are completely empty of any musical notation. The paper is white and has a spiral binding on the left side. The number '459' is written in the top right corner.



[The page contains approximately 18 lines of faint, illegible text, likely bleed-through from the reverse side of the page.]

